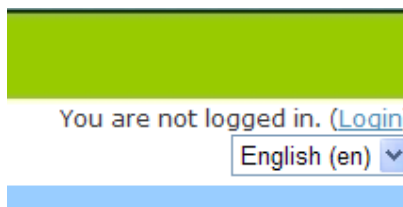


# Getting Started in OzProjects: Enrolling to be a teacher of an existing project

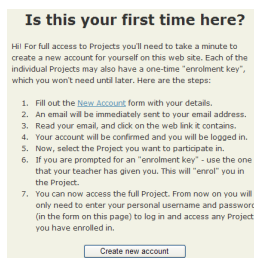
1. Go to the website.  
<http://ozprojects.edu.au/>



2. Select **Login** in the top right corner of the screen.



3. Select **Create new account**.



4. Fill out the required form making sure to keep a note of your Username and Password.
5. Select **Create my new account**.

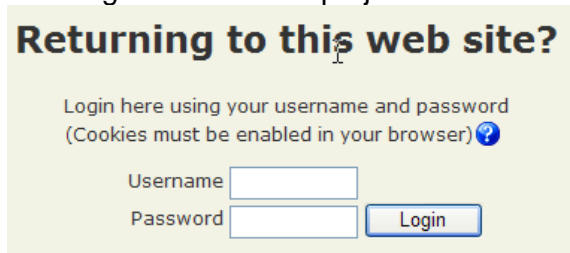
A screenshot of the 'Choose your username and password' registration form. It includes fields for 'Username\*', 'Password\*', 'Email address\*', 'Email (again)\*', 'First name\*', 'Surname\*', 'City/Town\*', and 'Country\*'. There are 'Create my new account' and 'Cancel' buttons at the bottom. A note at the bottom right says 'There are required fields in this form marked \*'.

An email will then be sent to your address.

6. Open your email to find the instructions to complete your registration.

7. Your new account will allow you access to the online project as a student.
8. If you are bringing students in to participate in an online project please send an email to [cwright@educationau.edu.au](mailto:cwright@educationau.edu.au)

9. You are now ready to return to the OzProjects website at <http://ozprojects.edu.au/> to Login and select a project.



**Returning to this web site?**

Login here using your username and password  
(Cookies must be enabled in your browser)

Username

Password

Login



**Project categories**

- About online projects
- Support area (information for teachers)
- OzProjects
- Sanitation and Disease: for secondary students
- Antarctica
- Project registry
- Global Projects
- International Year of Languages 2008
- 2008 International Year of the Potato
- Visual stories challenge

Select a project

## Getting Started in OzProjects: Enrolling students in existing projects

Follow the same procedure as for enrolling to be a teacher. However, no email request needs to be sent as in Step 8.

Older students may be able to enrol themselves as an individual if they have their own email address and are able to fill out the required form (at Steps 4 and 5) to create a Username and Password.

Alternatively the teacher may be the one to enrol students as individuals or as a group using one email address and the same Username and Password.

Please be aware that it is more difficult to monitor student participation and input when they are enrolled as a group. This is particularly important when students are participating in chats and online forums. Group enrolment also limits involvement in chats, forums and quizzes.